

Algorithm to Compute the Minimal Length Basis of Representative Cocycles of Cohomology Generators

Mabel Iglesias-Ham^{1,2}, Edel García-Reyes¹, and Walter G. Kropatsch²

¹ CENATAV, Pattern Recognition Department, Havana, Cuba.

² Vienna University of Technology, Pattern Recognition and Image Processing Group, Austria.
miglesias@cenatav.co.cu, egarcia@cenatav.co.cu, {krw,mabel}@prip.tuwien.ac.at

Abstract An algorithm to compute a minimal length basis of representative cocycles of cohomology generators for 2D images is proposed. We based the computations on combinatorial pyramids foreseeing its future extension to 3D objects. In our research we are looking for a more refined topological description of deformable 2D and 3D shapes, than they are the often used betti numbers. We define contractions on the object edges towards the inner of the object until the boundaries touch each other, building an irregular pyramid with this purpose. We show the possible use of the algorithm seeking the minimal cocycles that connect the convex deficiencies on a human silhouette. We used minimality in the number of cocycle edges in the basis, which is a robust description to rotations and noise.

Keywords cohomology; combinatorial pyramids; representative cocycles of cohomology generators.

1 Introduction

The use of topological invariants is a promising alternative in order to describe deformable shapes in 2D and 3D [15]. This has motivated a lot of research to obtain efficient algorithms on different topological object decompositions (simplicial complexes [2, 3], cubical complexes [11], irregular pyramids [14, 9], and others [7, 1]). However, most of the algorithms are looking for generators of homological groups in order to characterize the object by the number of connected components and holes (1-dimensional holes).

Pursuing a more refined description it is possible to use shape features on the holes. But, usually the boundaries of the holes are seriously affected by noise in real world applications of image processing and object modelling [16]. The final goal of our research, is to find a new descriptor that improves the lower robustness of the present object topological descriptions.

Taking into account the dual relationship between the homology and cohomology [5], we intend to show that a refined description based on the minimal length basis of cocycle is more robust to noise and can be used to evaluate the similarity between objects in 2D and 3D.

The representative cocycles that were computed in an irregular graph pyramid before [4], asociated to a path in the Region Adjacency Graph (RAG) going from one hole boundary to the outside boundary, can now be computed with minimal length. In this way, it can be used as an stable feature to noise in the hole boundary and to rotations. Also, the associated path in the RAG will now be following straight lines as long as possible, and will be described with the minimum number of edges needed.

The minimum basis of representative cocycles of cohomology generators are the minimum number of edges associated with paths in the RAG, connecting all the holes boundaries and the outside boundary. If we consider the hole boundaries and the outside boundary as nodes, and the paths in the RAG as edges connecting those nodes, then the minimal length basis of representative cocycles can be seen as a minimal spanning tree.

We selected as the underline representation combinatorial pyramids due to 2D combinatorial maps are easily extendable to 3D, where the proposed algorithm could be adapted. The minimal length cocycle basis can be used as a descriptor of how strong is a shape, with applications to medicine in measuring strength of bone structures.

In Section 2 a recall about combinatorial pyramids is given. In Section 3 the new algorithm for computing the minimal length basis of representative cocycles is presented. Then, in Section 4 we show experimental results followed by conclusions and future work in Section 5.

2 Recall: Combinatorial Pyramids

A Combinatorial Pyramid is an Irregular Graph Pyramid where each level is represented by a Combinatorial Map. The Combinatorial Maps are encoding the topology of the original data. Every level represents a reduced representation of the level below, and in general of the base level representing the data in detail. On top level is the minimal topologically equivalent representation of the initial data.

A 2D combinatorial map is defined by a triplet $M = (D, \beta_1, \beta_2)$ where D is a set of darts and β_1 and β_2 are two permutations. The intuitive way of understanding this representation is starting with a graph, we split each edge in two darts and the set of all the darts is named D . Then, β_1 works as a connection between the two darts that belongs to the same initial edge. If we have an edge d that was split in darts d_1 and d_2 , then $\beta_1(d_1) = d_2$ and $\beta_1(d_2) = d_1$. (See Fig. 1)

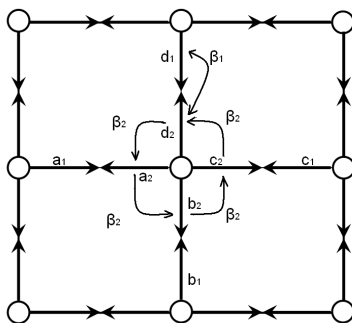


Figure 1: Example of a fragment of a combinatorial map. The darts obtained from the edges around the center vertex are labeled for demonstration.

The second permutation β_2 encodes the order of darts around a vertex clockwise. In the example of the figure for the center vertex the result of applying the second permutation is shown in the table 2.

Figure 2: Table shows the result of applying the β_2 permutation over the darts around the central vertex in Fig. 1

Darts	d2	a2	b2	c2
β_2	a2	b2	c2	d2

We can obtain all the darts around a face in counter-clockwise order applying alternatively the two operations as shown in the Fig. 3. A vertex in a level l of a pyramid represents a set of vertices in the base level (*receptive field*). This set of vertices have been *contracted* or joint to a single one by successively applying *contractions* of neighboring similar vertices on every intermediate level up to l . After joining or contracting a pair of vertices, the edge in between disappears. In general after applying the set of contractions in one level a number of edges disappear. The rest of the

edges encodes the topology of the represented data but with possible redundancies. The operation of eliminating the redundant edges is called *simplification*. At this point, the remaining edges survives to the next level and are called *bridges*. Bridges produces a new edge in the next level, connecting surviving nodes product of the contraction of its end points. The interested reader can find more detailed properties and definitions in [10, 12].

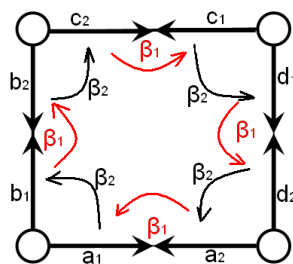


Figure 3: Alternative applying the two permutations leads to a traversal of all the darts around a face.

We call the *infinite face* to the one that gives all the darts in the outside of the image, which are bounding the infinite or unknown face. Finally, there is some previous work showing the pyramid can be constructed with $\log(m)$ height in the number of vertices in the base level. (See [13, 6]).

3 Algorithm to Compute a Minimal Basis for Cohomology

Starting from a white and black image obtained from binarization of a 2D object, we first build a combinatorial map, which is initialized labeling faces next to boundaries with an identifier of the respective boundary (See Fig. 4).




Figure 4: Labeling of faces next to boundaries as initialization: a) original image b) image with boundary labels.

In principle, the edges that are allowed to be contracted are edges from the foreground region only, reducing the number of computations. The aim of the method is to expand boundary labels until they meet its closest boundary (a cocycle is found), taking into the account the moment where a cocycle basis is obtained (all boundaries are connected with a spanning tree of paths in the RAG).

The rules to set contractable edges are the following:

1. Edges between faces with the same label can not be removed.
2. Only edges between faces with different labels can be removed.

3. Different labels that are already connected by a cocycle are not considered different anymore.

In this way, the cocycle basis will be made of cocycles with minimum length, as they will meet first in the pyramid contractions for the closest boundaries.

When two faces are contracted, the surviving face will keep the label of the expanded boundary label or an arbitrary one from the child faces in case of a boundary meeting (cocycle found). Removals of degree two vertices are not allowed here, as they are representing different possible ways of extending the actual paths for the cocycles.

In order to keep track of the future cocycle, every face will save the index of the exit edge for the path that arrives to it. In the case of a face representing a pixel next to a boundary, its exit edge will be the one that separates the face with the background. After a contraction, the new face labeled (boundary label expansion) will be saving the exit edge as the contracted one. Then, when a cocycle is found we save as a cocycle the meeting edge and the traced exit edges starting from both meeting faces.

4 Experiments

In this section we show some examples of minimal cocycle basis obtained from test images and a human silhouette. In figure 5 we show the base level combinatorial map from a sample image. Edges in red show the ones belonging to the cocycle basis with minimal length computed.




Figure 5: In red the edges belonging to the minimal length cocycle basis of cohomology is shown.

In figure 6 we show the result for an image and its rotated version. Notice that even though the edges that belong to the cocycle basis changes, the length in the number of edges of the result remains the same.

Finally, in figure 7 we show an example of a minimal basis of cocycles computed on a human silhouette. In this case, as the human silhouette does not contain many holes, we consider a preprocessing step where its convex deficiencies will be the new holes [8]. For doing that, all points outside the convex hull of the human silhouette, and inbetween the top and the bottom of the silhouette height, will become foreground (see Fig. 7 b)). In this way, the computed cocycles will go inside of the original human shape connecting the convex deficiencies through its closest points (see Fig. 7 c)).

5 Conclusions

In this paper we presented an algorithm to obtain the minimal length basis of representative cocycles on a combinatorial pyramid from 2D images. We show the use of the algorithm seeking




Figure 6: Minimal cocycle basis for image in a) and its rotated version c) are shown in b) and d) respectively. Different colors (red and blue) identifies different cocycles.

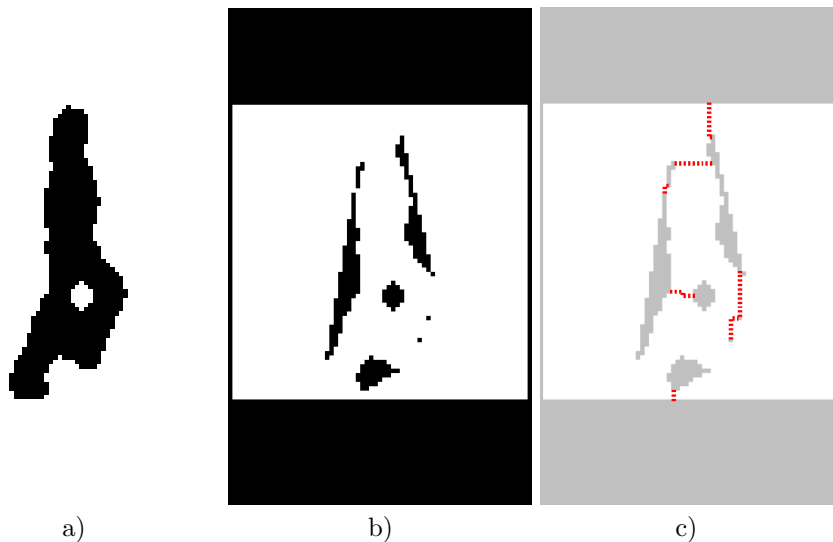


Figure 7: Minimal length cocycle basis computed for a human silhouette with its convex deficiencies as holes.

the minimal cocycles that connects the convex deficiencies of the human silhouette. The new feature is robust to noise and rotations of the object, and could have applications in areas like medicine to measure strenght of shapes like bones. In future works we will try its extensions to 3D objects taking advantage of the underline object representation based on combinatorial maps.

Finally, we plan to include demonstrations that proves the edges associated to paths in the RAG connecting all the boundaries are in fact a basis for Cohomology.

References

- [1] M. Allilli, D. Corriveau, and D. Ziou. Morse homology descriptor for shape characterization. In *17th International Conference on Pattern Recognition*, pages 27–30, 2004.
- [2] Delfinado and Edelsbrunner. An incremental algorithm for betti numbers of simplicial complexes on the 3-sphere. *CAGD*, 1995.
- [3] J. G. Dumas, F. Heckendach, B. D. Saunders, and V. Welker. Computing simplicial homology based on efficient smith normal form algorithm. *Algebra, Geometry and Software Systems*, pages 177–206, 2003.
- [4] Rocio Gonzalez-Diaz, Adrian Ion, Mabel Iglesias-Ham, and Walter G. Kropatsch. Irregular graph pyramids and representative cocycles of cohomology generators. In Andrea Torsello, Francisco Escolano, and Luc Brun, editors, *Proceedings of the 7th IAPR-TC15 International Workshop on Graph-based Representations in Pattern Recognition*, volume 5534 of *LNCS*, pages 263–272, Venice, Italy, May 2009. Springer.
- [5] Rocio Gonzalez-Diaz and Pedro Real. On the cohomology of 3d digital images. *Discrete Applied Mathematics*, 147(2-3):245–263, 2005.
- [6] Yll Haxhimusa, Roland Glantz, Maamar Saib, Georg Langs, and Walter G. Kropatsch. Logarithmic tapering graph pyramid, 2002.
- [7] M. Hilaga, Y. Shinagawa, T. Kohmura, and T. L. Kuni. Topological matching for fully automatic similarity estimation of 3d shapes. In *SIGGRAPH01*, pages 203–212, 2001.
- [8] Kropatsch W. G. Gonzalez R. Iglesias, M. and A. Ion. Object classification by topology of convex deficiencies. *Workshop on Computational Topology in Image Context*, 2009.
- [9] Mabel Iglesias-Ham, Adrian Ion, Walter G. Kropatsch, and Edel B. García. Delineating homology generators in graph pyramids. In *13th Iberoamerican Congress on Pattern Recognition (CIARP 2008)*, volume 5197 of *LNCS*, pages 576–584. Springer, 2008.
- [10] Thomas Illtschko. Minimal combinatorial maps for analyzing 3d data. Technical Report PRIP-TR-110, Vienna University of Technology, Inst. of Computer Aided Automation, Pattern Recognition and Image Processing Group, 2006.
- [11] T. Kaczynsky, K. Mischaikow, and M. Mrozek. *Computational Homology*. Springer, 2004.
- [12] W. G. Kropatsch. Building irregular pyramids by dual graph contraction. *IEE-Proc. Vision, Image and Signal Processing*, 142, 6, 366-374 (1995).
- [13] Walter G. Kropatsch, Yll Haxhimusa, Zygmunt Pizlo, and George Langs. Vision pyramids that do not grow too high. *Pattern Recogn. Lett.*, 26(3):319–337, 2005.
- [14] Samuel Peltier, Adrian Ion, Walter G. Kropatsch, Guillaume Damiand, and Yll Haxhimusa. Directly computing the generators of image homology using graph pyramids. *Image and Vision Computing*, 27(7):846–853, 2009.
- [15] Stina Svensson, Carlo Arcelli, and Gabriella Sanniti di Baja. Characterising 3D objects by shape and topology. In *Discrete Geometry for Computer Imagery*, volume LNCS 2886, pages 124–133. Springer-Verlag, 2003.
- [16] A. J. Zomorodian. *Topology for Computing*. Cambridge University Press, 2005.